

Superintendent's Salary & Benefits

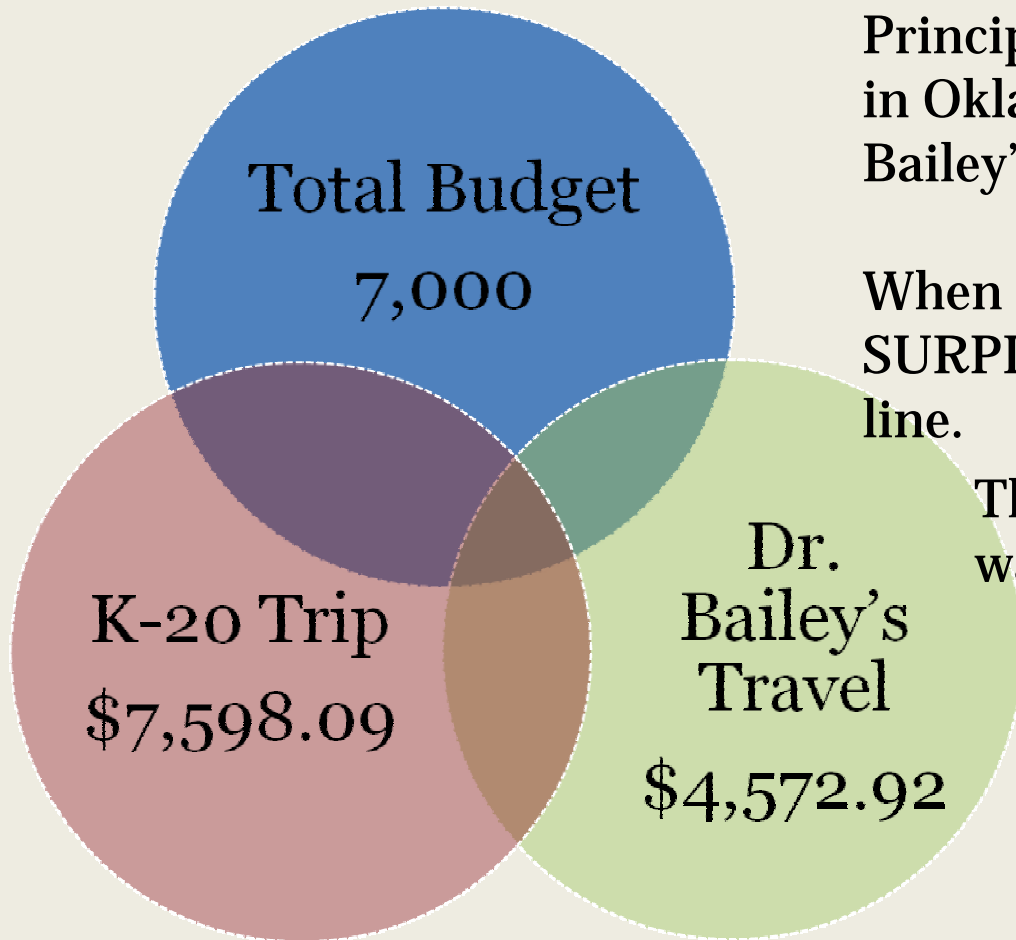


YEAR	SALARY	ANNUITY/ SALARY SUPL.	TOTAL
FY 08	\$128,202	\$6,511	\$134,713
FY 09	\$131,888	\$3,000	\$134,888
DIFFERENCE	\$3,686	-\$3,511	\$175

An adjustment in the line item from which Dr. Bailey's annuity is paid was changed in FY 09. What appears to be a raise of \$3,686 is actually only a \$175 payment in lieu of tax shelter.

The change of line item was made to be in compliance with State regulations.

Superintendent's Travel Budget



Principals' travel to the K20 Group in Oklahoma was charged to Dr. Bailey's travel line.

When removed, Dr. Bailey had a **SURPLUS** of \$2,427.08 in his travel line.

The Superintendent's Travel Line was under budget.

Administrative Turnover 2003-2009



2003

- Dr. Henderson moves to Pupil Services

2005

- Tom Little retires after 34 years of service
- Bobbie Lussier resigns and accepts SDE Position
- Ken Green resigns and accepts College Board Position

2006

- Becky Ervin contract non-renewed
- David Bryant promoted to ORHS Vice Principal

2007

- Tom Hayes retires after 41 years of service

2008

- Pat Bradley retires after 30 years of service

2009

- Chuck Carringer resigns and accepts a position at his church
- Roger Robinson resigns

Superintendent's Licensure



- **Superintendent License does not exist in TN and is not a requirement.**
- **Dr. Bailey holds a Principal and a Superintendent License in the State of Virginia through 2013.**
- **In addition, he holds an Administrator License in the State of Tennessee through 2013.**

Teacher Dismissal

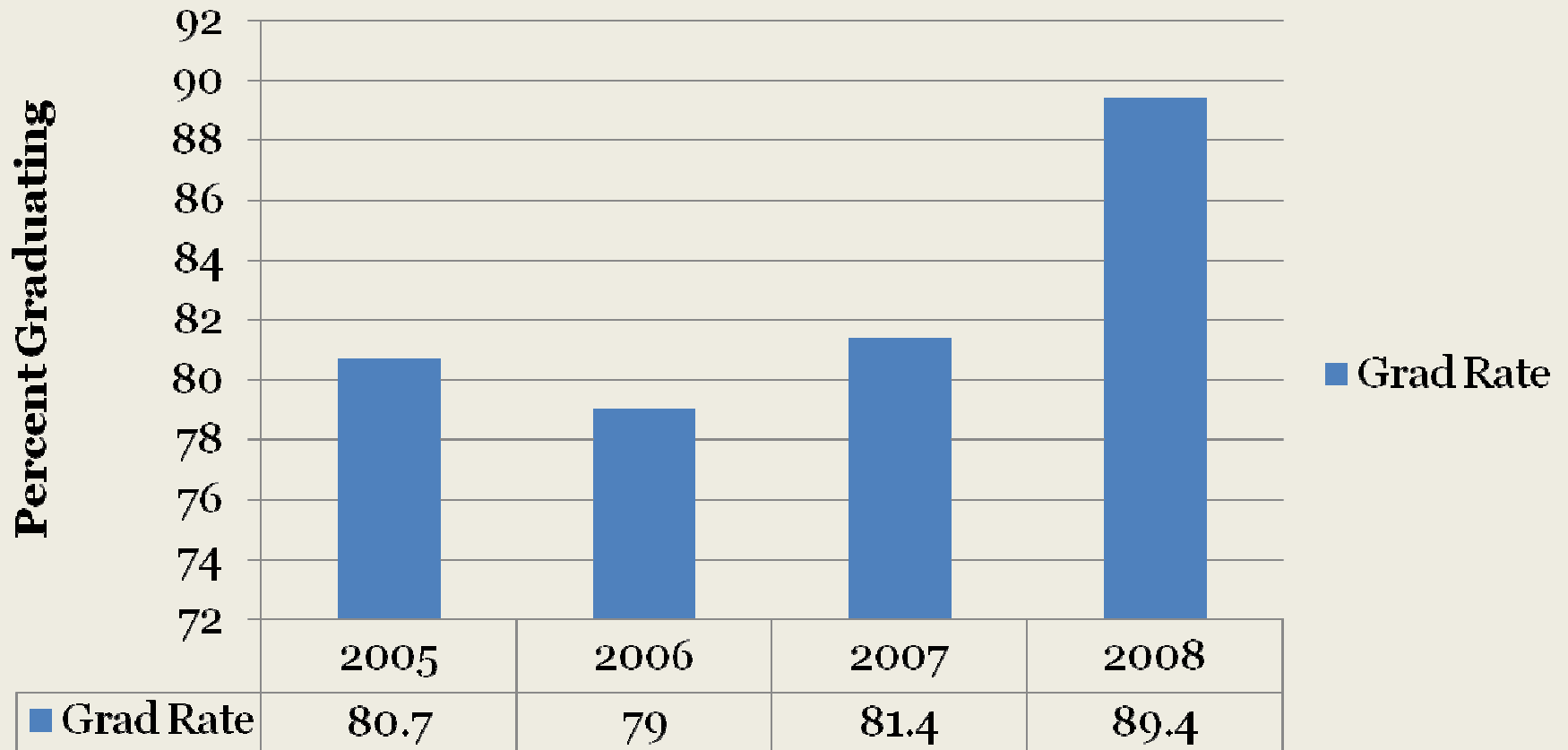


- The dismissal of a teacher in the Oak Ridge School System was heard by a sitting judge.
- The judge found the allegations against the teacher to be factual, and the dismissal to be warranted.
- The documents from this hearing are public record and voluminous. To date, only 8 citizens have reviewed these documents.

Graduation Rate 2005-2008



Grad Rate



State Report Card Achievement Data



	Math	Reading	Lang.	Social Studies	Science
2001	A	A	A	B	B
2002	A	A	A	B	B
2003	A	A	A	A	A
2004	A	A	A	A	A
2005	A	A	A	A	A
2006	A	A	A	A	A
2007	A	A	A	A	A
2008	A	A	A	A	A

Elementary & Middle School TCAP Scores

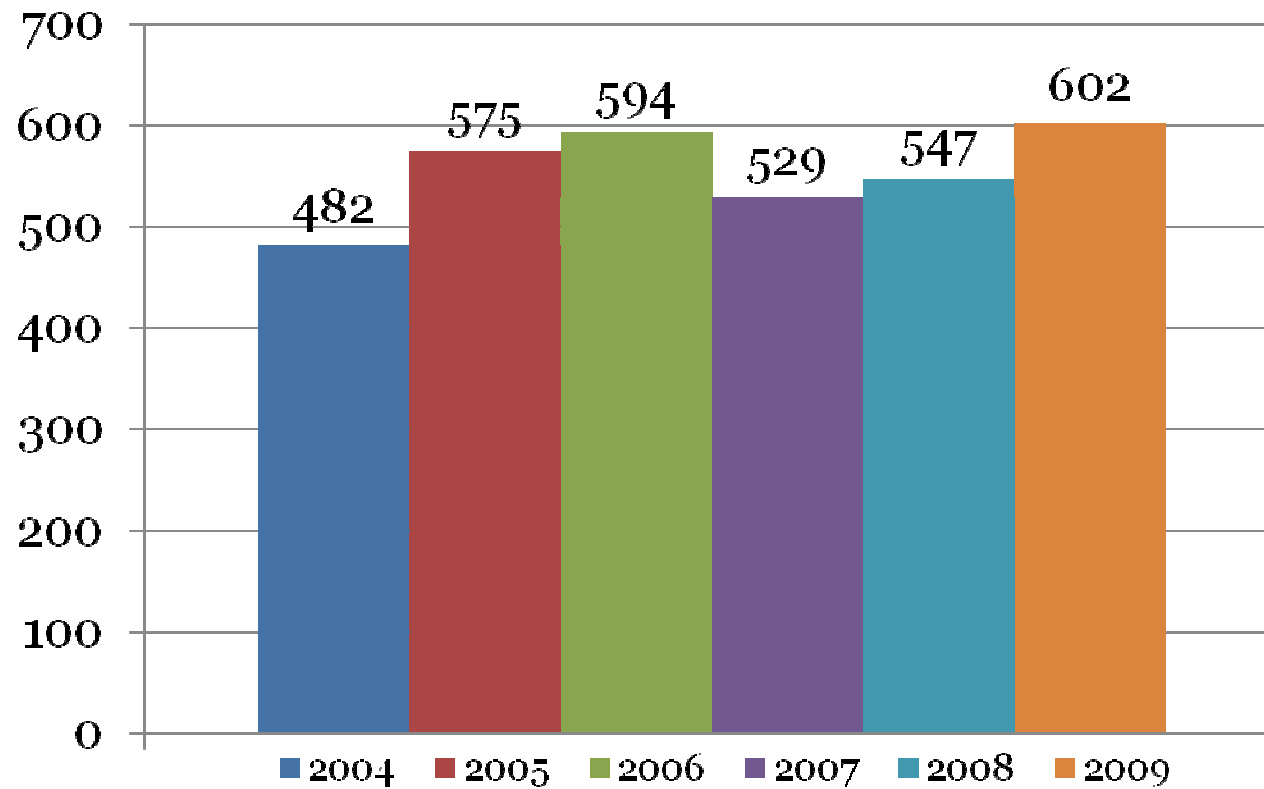
State Report Card Value-Added Data



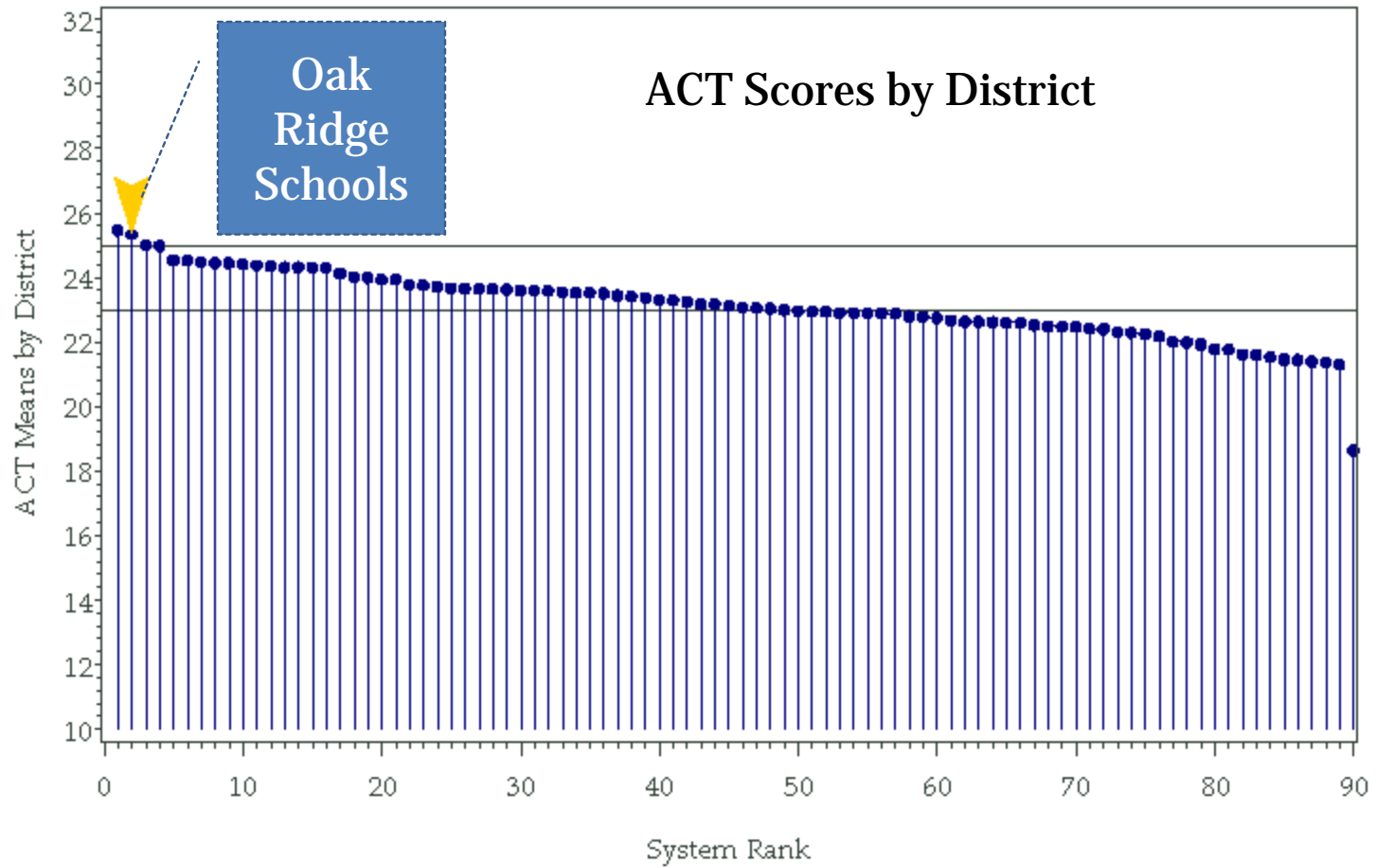
	Math	Reading	Lang.	Social Studies	Science
2001	D	B	D	B	C
2002	C	B	F	A	B
2003	B	B	C	C	C
2004	B	C	C	B	B
2005	A	A	A	A	A
2006	A	A	A	A	A
2007	A	A	A	A	A
2008	C	A	A	A	A

Elementary & Middle School TCAP Scores

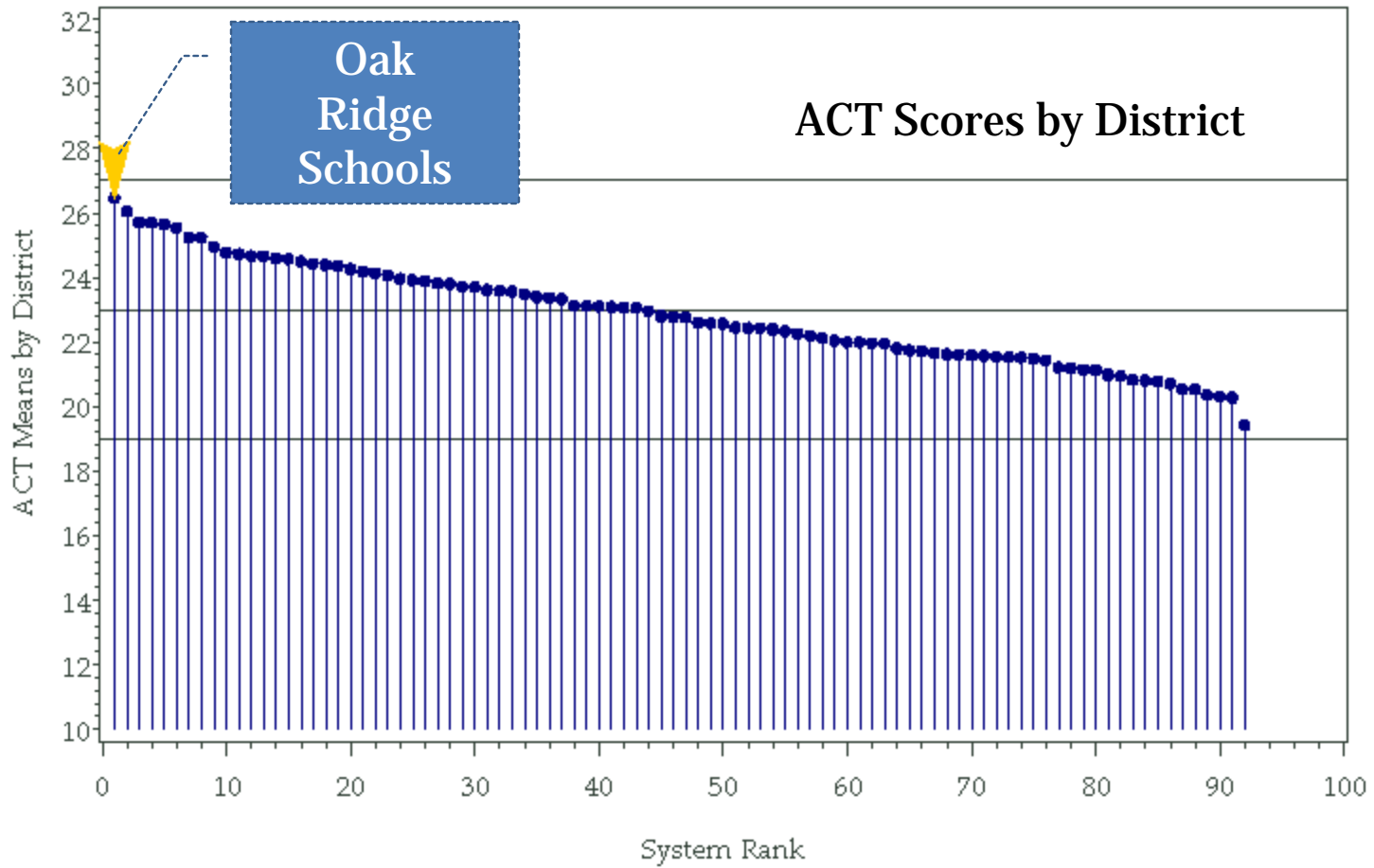
AP Exams Administered



Science Highest Quartile



Math Highest Quartile



ACT SCORES

